

SILVER-GLIDE[™]

Stairway Lift

Unit Dimensional Drawing

STANDARD SPECIFICATIONS

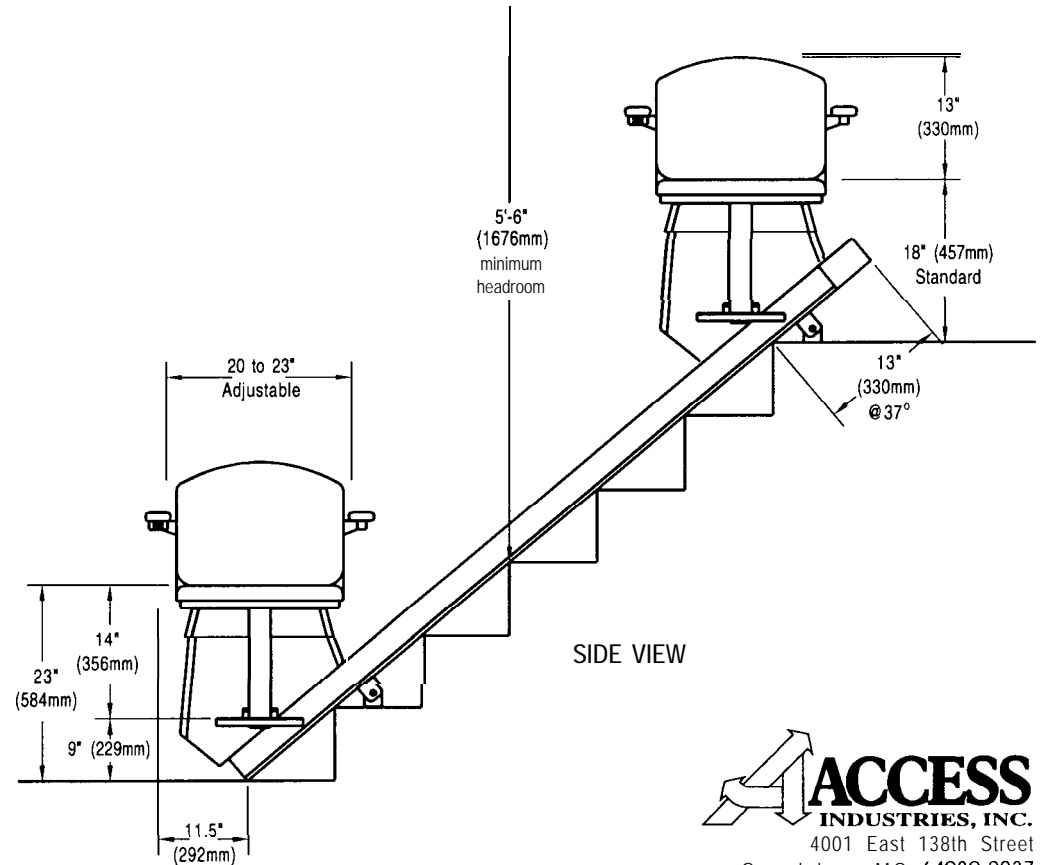
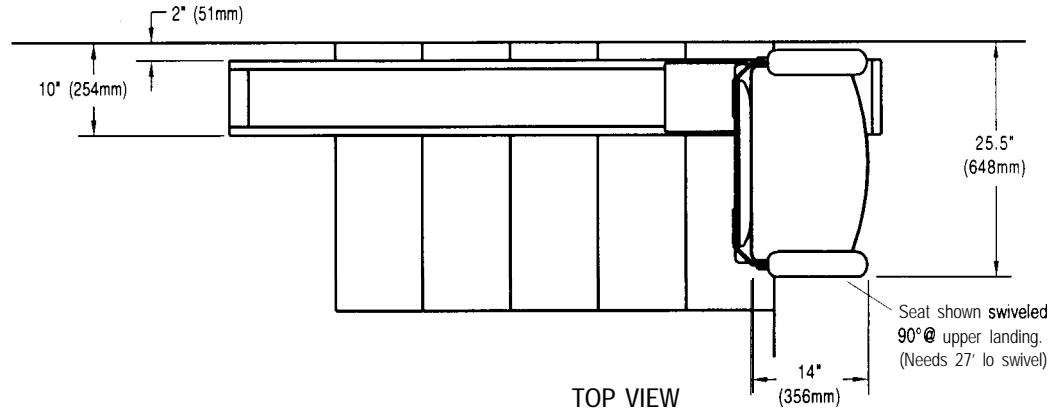
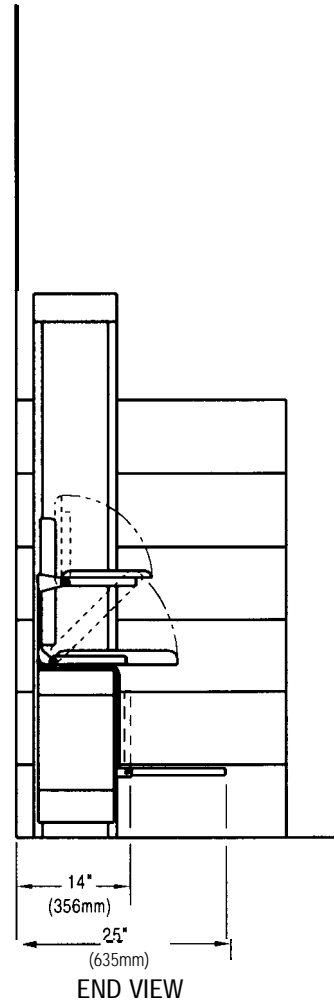
Rated Load: 250 pounds (113kg).
 Speed: 18 fpm (.09 ms).
 Travel: 20' max. (6.1 m).
 Power Supply: 120 VAC, 15 AMP.
 Control Voltage: 120 VAC.
 Incline Limits: 30° to 45°.
 U.L. Listed.

STANDARD EQUIPMENT

Motor: 1/2 hp, 120 VDC, 60 Hz (reversible).
 Drive System: 1/8" steel cable on winding drum.
 Brake: Self-locking worm gear.
 Track: 8 3/4" (222mm) extruded aluminum, natural aluminum color.
 Unit Finish: Pearl gray powder coat.
 Upholstery: Misty gray vinyl.
 Seat: Non-swivel, single folding an, fold up seat.
 Controls: Constant pressure up-down controls under folding arm.
 Safety Devices:
 Footrest obstruction sensors.
 Slack cable brake.

OPTIONAL EQUIPMENT

Battery Operated System (BOS).
 Additional fold up arm, on seat.
 Swivel seat, locking at 60° and 90° at top landing.
 Call/Send controls.
 Key switch on Call/Send and unit controls.
 Overspeed brake.
 Manual folding track at lower landing.



ACCESS
 INDUSTRIES, INC.
 4001 East 138th Street
 Grandview, MO 64030-2837
 Phone: 816-763-3100
 Fax: 816-763-4467
 Toll Free: 800-925-3100