

STAIR-GLIDE

Stairway Lift

Unit Dimensional Drawing

SPECIFICATIONS

Rated Load: 300 pounds (135kg).

Speed: 25 fpm (0.13 ms).

Drive System: Rack and pinion,

Motor: 1/2 hp, 120 VAC, 60 Hz (reversible).

Brake: Self-locking worm gear.

Maximum Travel: 60' (18.2m).

Power Supply: 120 VAC, 60 Hz, 15 AMP.

Control Voltage: 24 VAC.

Angle of Incline: 0 to 51.

U.L. and C/U.L. Listed

STANDARD FEATURES

Seat: 18 wide seat with two straight fold-up arms and 90° locking swivel seat at the top landing.

Upholstery: Plum, teal, wheat or smoke fabric; taupe, misty gray or sable brown vinyl.

Rail Finish: Ivory powder coat.

Rail: 2 3/4" wide steel beam.

Controls: Constant pressure up-down controls in ends of arms and Call/Send controls at top and bottom landings.

Safety Devices:

Three way obstruction sensor on footrest.

Seat belt.

Swivel seat cut-off switch.

OPTIONAL EQUIPMENT

Wraparound arms, folding.

Upholstered hand rests for wraparound arms.

Hand-held pendant control.

Final limit switch-top and bottom landing.

Manual lowering device (hand crank).

Key switch on Call/Send controls and unit,

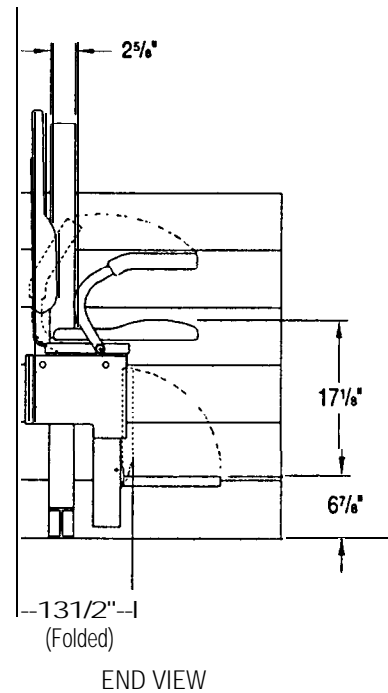
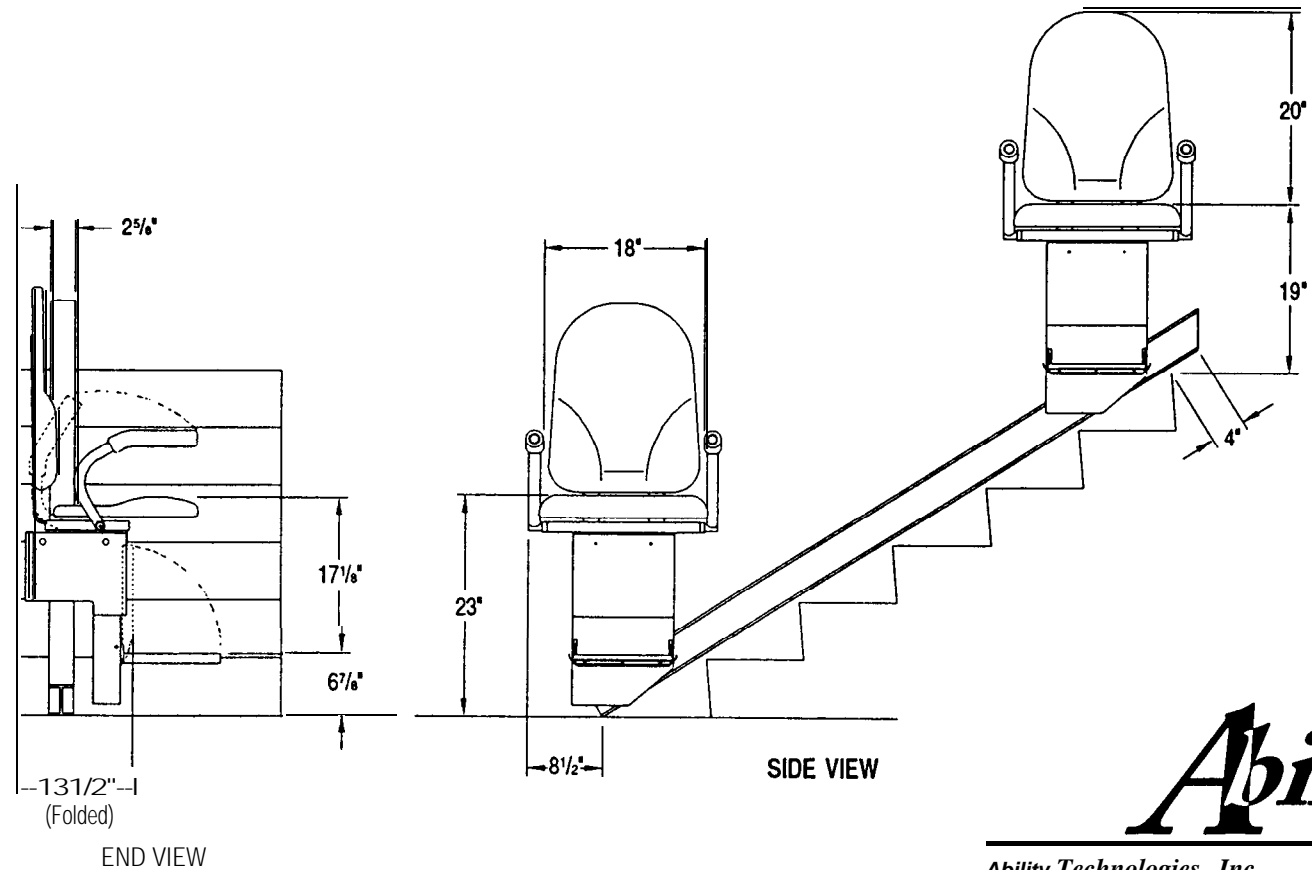
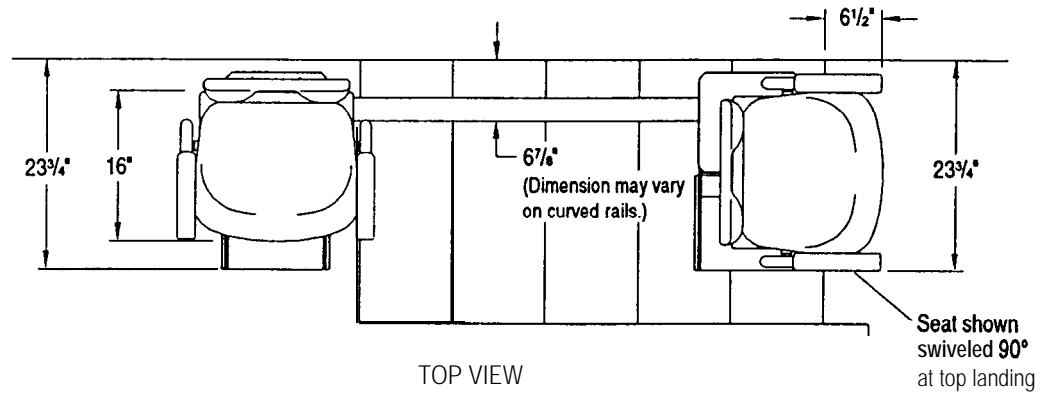
Key switch on unit only.

Overspeed brake.

Folding rail - manual.

Folding rail - power.

Public Building Package (key switch on Call/Send controls and unit, overspeed brake and two operation plaques).



Ability®

Ability Technologies, Inc.

141 West Fourth Street

Bethlehem, PA 18015-1689

Phone: (610) 317-1700 Fax: (610) 317-1777